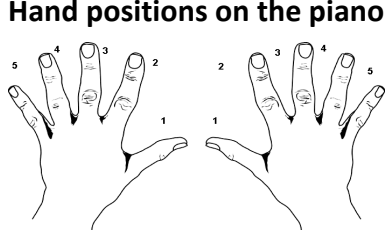
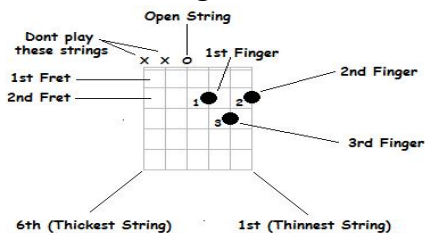


# Music Knowledge Organiser

## Hand positions on the piano



## How to read guitar chord boxes



C major      G major      D major      A major



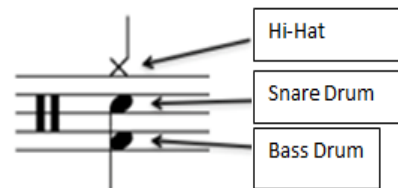
F major      Bb major      Eb major      Ab major

Tempo	Definition
Lento	Slowly
Largo	Slow and stately
Adagio	Leisurely
Andante	At a walking pace
Allegro	Fast
Vivace	Lively
Presto	Very Quickly

Element of Music	Definition
Pitch	How high or low the notes are
Tempo	The speed of the music
Dynamics	The volume of the music
Duration	The length of the notes
Silence	Nothing being played
Rhythm	A pattern of notes
Timbre	The colour/tone of the instruments
Texture	The layers of the music/thick and thin
Structure	Sections within the music/How the music is built

# Unit 5 Introducing Music Performance

## How to read drum scores



Dynamics	Symbol	Definition
Fortissimo	<i>ff</i>	Very Loud
Forte	<i>f</i>	Loud
Mezzoforte	<i>mf</i>	Moderately loud
Mezzopiano	<i>mp</i>	Moderately quiet
Piano	<i>p</i>	Quiet
Pianissimo	<i>pp</i>	Very quiet
Crescendo	$\nabla$	Becoming gradually louder
Decrescendo	$\nabla$	Becoming gradually quieter

Sharp Symbol      Natural Symbol      Flat Symbol

D sharp      D natural      D flat

Melody rhythms - use the syllables to create the rhythms

Tea      Coffee      Lemonade      Coca-Cola      Pineapple

Lower pitch

Higher pitch



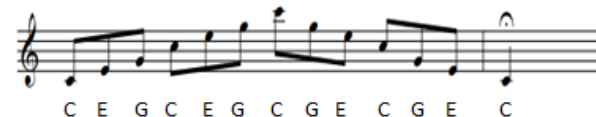
Articulation (How a note is played)	Musical Symbol	Definition
Tie		A tie is a bracket between two notes of the same pitch and are situated side by side. This symbol tells the player to hold the first note for its value and the value of the note it is tied to.
Staccato		A staccato is a dot above or below the note that tells the player to play the note short.
Legato		A legato is a bracket that looks like the tie bracket, however a legato bracket is between two or more notes of different pitches that are situated next to each other.
Trill		A rapid alternation between the note written on the music and the note that would be in next in the musical alphabet.
Fermata (Pause)		A pause on a note or rest.
Accent		An emphasis or stress on the note.



Scales-Ascending and descending



Arpeggio-Ascending and descending



Piano Broken Chords



<u>Keywords</u>	<u>Definition</u>
Repertoire	A collection of music pieces played by a musician
Phrasing	The way a musician shapes a sequence of notes
Technical Exercises	Exercises that improves the musician.
Rhythm	A pattern of notes
Timing	To keep in time accurately
Improvisation	To make music up on the spot
Intonation	The accuracy of pitch in playing or singing.
Expression	The art of playing or singing with a personal response to music.
Dynamics	The volume of the music



<u>Keywords</u>	<u>Definition</u>
Accompaniment	A musical part which supports an instrument or voice.
Sight Reading	Read and perform from sheet music without preparation.
Vibrato	A rapid, slight variation in pitch in singing or playing some musical instruments.
Musical Interaction	Interacting with the music to communicate expression and mood.
Stage Presence	The ability to command the attention of the audience through movement and hand gestures.
Style	Classification of music
Octave	An interval of 8 notes between one note and another.
Baseline Skills Audit	A chart of strengths and weaknesses
Flair	Performed in a stylish manner